

Your name:

Saul Leiter Exhibition visit

We will only have 45 minutes in the exhibition. There's lots to see. Work quietly and efficiently. Use what you already know about Saul Leiter's work to help you.

Complementary Colours

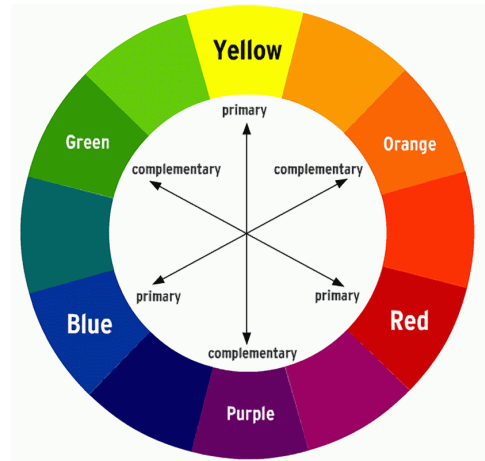
Complementary colours are opposite each other on the colour wheel e.g. purple and yellow. Find two photographs in the exhibition where you think Saul Leiter has captured complementary colours.

Title 1:

Colours:


Title 2:

Colours:




Composition Sketches

In the boxes below, make a quick sketch of **two** of Saul Leiter's photographs, one landscape and one portrait. Choose one photograph that appeals to you and one you find confusing in some way. Try to show how he has **composed** each image, thinking about: Rule of Thirds, foreground/middle ground/background, lines, shapes, focus and light.



Title:



Title:

Leiter's Style

Choose ONE image in the exhibition that you think is typical of Saul Leiter's style. In the space below, describe **three features** of the photograph that indicate it's by Saul Leiter:

1.
2.
3.

Letter's Light

Choose one of Saul Leiter's photographs which you think captures light in an interesting way. Draw a portrait or landscape shaped box in the space below. Using a pencil, make a sketch of the light and dark areas in the photograph. Shade the dark areas only. The colour of the paper can then represent the light areas/highlights.

